

THE NEBRASKA STATE VISUAL ARTS COMPETITION
2007-08
SPONSORED BY THE *Omaha World-Herald*
INFORMATION FOR TEACHERS

1. Entry Fee

\$25.00 per school: checks (nonrefundable) made out to NSVAC (Nebraska State Visual Arts) and sent by **Friday, JANUARY 4** to Lynn Christensen, Omaha Public Schools, TAC, 3215 Cuming, Omaha, NE 68131. By means of a generous contribution from the Omaha World Herald, we will be able to waive the entry fee for schools which find this a hardship. If your school is more than 60 miles from Omaha you might use the \$25.00 towards postage fees, should you need to mail your entries. If you wish to have your entry fee waived, please call Lynn Christensen at 402-557-2406.

2. Entry Guidelines

Each teacher may submit a **MAXIMUM OF 25 ENTRIES**. An unlimited number of portfolios may be entered. Remember only 25 pieces per teacher can be judged for individual awards.

Number each piece of artwork with the corresponding number on your inventory sheet.

****Enter each work in the correct category. See new category descriptions included in this packet.***

It is important that you follow the entry materials guidelines in the presenting and packaging of entries. Please pay special attention to size limitations.

3. Portfolio Guidelines

This year Art portfolios may ONLY be **submitted in slide form or jpeg.** See attached information regarding portfolios.

Photography portfolios should be submitted with ORIGINAL photos only.

4. Preparation of entries

Be sure you are following the rules for hanging and matting: black or white mats only. Do not send works that are framed or oversized. Please use foam core behind the mat if it is not flush with the art work.

BE SURE EACH WORK IS AN ORIGINAL, NOT COPIED FROM A PUBLISHED PHOTOGRAPH.

If a photograph is used, it must be taken by the student (or under the direction of the student) and placed on the back of the artwork. (A Xerox of the photo would be acceptable). * If judges question the origin of the image and no photo is provided, the work will **NOT** receive an award.

Authorship and Plagiarism

All work must be executed by the student(s), except in Photography, where students are not required to develop, process or enlarge their photos. By applying to NSVAC each student undertakes (a) to present an original work (i) that has been created by her or himself and (ii) that does not infringe upon the intellectual property rights of any other individual or entity and (b), if such student's work incorporates material, including, but not limited to, photographs, not created by the student, to include an additional copy of any and all such source material in her or his application.

5. **Inventory Forms: ONLY CURRENT FORMS WILL BE ACCEPTED**

Complete both sides of the form.

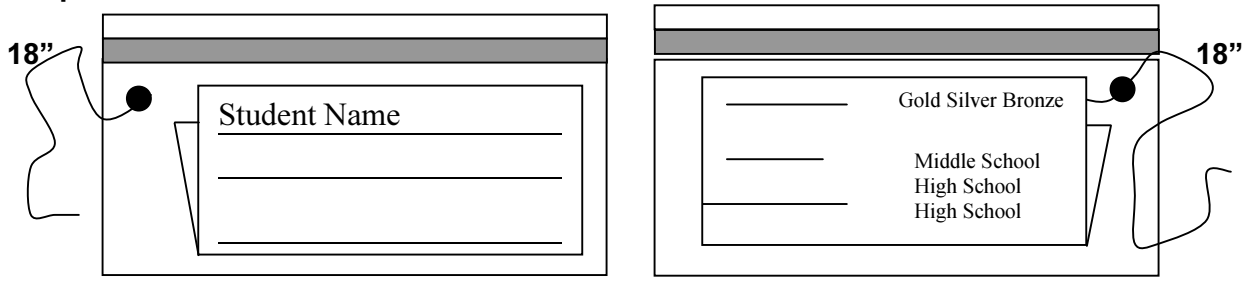
Green inventory forms are for middle school students Grades 7 & 8; yellow forms are for students in grades 9 & 10 and cherry forms are for senior high students grades 11-12. Keep a copy of the inventory sheet, and send the original to OPS TAC Building, 3215 Cuming, Omaha, NE 68131. Indicate on the outside which package contains the inventory sheet. **Package grade level categories separately: (grades 7 & 8); (grades 9 & 10); (grades 11 & 12).**

Due to the large number of entries, you will need to write a **complete description** on the inventory form to ensure return of artwork. Include your school's phone number on the inventory forms and the Email address. Don't forget to number each piece of artwork with the corresponding number on your inventory form.

6. **Entry Forms**

PLEASE FILL OUT ENTRY BLANKS COMPLETELY AND LEGIBLY (OR TYPE THEM). HELP US AVOID MISTAKES. Judging will be done using the enclosed rubric (on the back of the entry form). Please be sure to complete the top and bottom halves of the entry so it may be judged and accurately recorded.

***Please pay special attention to the directions for attaching the entry form to the back of each artwork. Fill out top and bottom of form and place scotch or masking tape across the top of the form. Fold up the bottom half – we will cut this half off upon judging. Please do not tape down the sides. For 3-D pieces that sometimes are hard to attach a form to, fill out the top and bottom halves of the form and fold and put in a small Ziploc baggie with the name showing on the outside, punch a hole in baggie and use at least 18 inches of string or yarn to affix to piece. See illustration below; drawings of Ziplocs (where to punch and how to fold the entry form inside the bag). You may also glue the entry form on tag board and tie with a LONG string to 3-D work. Thanks for your cooperation with this.**



7. **Packaging Art Works**

TAKE CARE IN PACKING WORK; **AVOID SENDING DELICATE WORK THAT WILL BE EASILY BROKEN, COMPLICATED TO ASSEMBLE FOR JUDGING, OR WORK THAT REQUIRES SPECIAL REPACKING OR CARE.**

8. **Delivering the artwork**

Identification on artwork should include the official name of your school, as well as the city. DO NOT abbreviate school names - this may cause them not to be understood. Put the **teacher's** name on the packing box. Please number your boxes or packages accordingly. (example: 1 of 4, 2 of 4, 3 of 4, 4 of 4 etc.)

Deliver to OPS, - Weeks of January 7 through 18, 2007

TAC Building, 3215 Cuming Street, Omaha, NE 68131

The mailroom docks are located on the south side of the building on Burt Street. Your school is responsible for delivery costs.

Send work in sturdy, reusable containers. We will be using these same packages to return the work, whenever possible. If you are mailing work, do not go over the post office official size limitations. Omaha post offices **WILL NOT** allow us to return over-sized packages.

Shipping: Artwork must fit in a box with appropriate packing materials, including Styrofoam, peanuts, bubble wrap and/or double boxing, whose dimensions do not exceed 130 inches in length and girth combined (length + width + depth + depth). A good rule to estimate the packing size of artwork is to add six inches to length, width and depth before using the formula above. If more than 30 pounds in weight please call Lynn at 557-2406 to make delivery arrangements.

Exhibition restrictions: 2D works should not exceed 48 inches in any direction and, in general, the largest 2D work that be accommodate is 36 inches by 48 inches. * **Exceptions:** Textile works submitted in the design category that exceed the size limitations but can be displayed folder, to meet the size restrictions, without compromising the integrity of the work may be submitted.

9. Judging

The work will be judged at OPS the last week of January. January 28th (portfolios); January 29th & January 30th (2d work); January 31st (3d work) & February 1st (photography). Dates are subject to change depending on the availability of judges.

******Judging will be done using the enclosed rubric. It is not necessary to copy the rubric on the back of the forms this year. Judges will be given rubrics.** Notification of awards and letters to students will be sent as soon as possible after the judging.

10. Return of artwork

As a courtesy to our host, OPS, please pick up non-selected works when attending the awards ceremony or sometime during the exhibition. Storage is at a premium, and security cannot be guaranteed. You may wish to make pick up arrangements with other art teachers. If you need to pick up non-selected work before the ceremony, please give several days notice so it can be packaged and ready for you. Call Lynn at 557-2406 or email her at lynn.christensen@ops.org.

WORK NOT PICKED UP BY MARCH 20, 2007 WILL BE RETURNED TO YOUR SCHOOL C.O.D. (We do not mail work to schools within the Metro Omaha area).

11. Liability

There is no insurance coverage while the artwork is in our possession or in transit. We will take all possible care in protecting the work.

12. Awards Ceremony

Saturday, February 23, 2008 (in case of snow day March 1)

11:00 AM – Grades 7 & 8

1:00 PM – Grades 9,10, 11, 12

Awards ceremonies will be held at the Teacher Administration Center, 3215 Cuming in the auditorium on the second floor.

13. Exhibition

February 11 to March 4 in the OPS TAC Building, 3215 Cuming
Hours: Monday – Friday – 8:00 AM to 5:00 PM; Saturdays - 9:00 a.m. to 12:00 p.m.

14. Lost and Found

This is a tremendous organizational task, and great care is taken to keep track of work. On rare occasions, however, a wrong box gets picked up, or work gets mixed in shipment. We do our best to track down these problems. Please check your boxes carefully and immediately notify Angie Fischer (402-557-2535) if you receive any work that doesn't belong to your school.

15. WE COULD USE YOUR HELP!

Putting together a quality exhibition and program takes a lot of volunteers.

Please consider helping on one or more of the days listed below.

January 29 and 30 - assistance in judging and packaging 2D work.

January 31 - assistance in judging and packaging 3D work.

*February 9 (Saturday) 9:00 AM - assistance in hanging the exhibit.

Please note that if you wish to assist in judging, we would also like you to commit to helping with hanging. Please call Lynn at 557-2406 to let her know which days you plan to help.

We look forward to the participation of your school. This should be one of Nebraska's best student show. Questions: Angie Fischer (402-557-2535) – angela.fischer@ops.org
Lynn Christensen (402-557-2406) – lynn.christensen@ops.org

NSVAC Code _____

Level I, Middle School (grades 7-8)
Level II, High School (grades 9-10)
Level III, High School (grades 11-12)
(Circle Level I, II, or III)

SCORING RUBRIC

In all categories use the following criteria:

Originality – look for works that reveal an original approach to process, conception and subject matter.

Technical Proficiency – look for technical proficiency as required to successfully complete a work in a particular medium. In addition, look for inventive application of techniques and be sensitive to works which demonstrate the artist's willingness to take risks and to experiment with materials, form and content.

Expression – look for the emergence of a personal vision or style and the visual expression of feeling and conception. Also look for works which take classroom assignments to another level of execution.

Please circle one criterion in each section to rate art work.

Originality in Process, Conception, and Subject Matter

- 5 Highly original, creative, unique, complex
- 4 Reasonably original and creative, medium complexity
- 3 Adequate for age level, but not outstanding in originality or complexity
- 2 Unoriginal, tendency toward cliché
- 1 Cliché, stereotypical

Technical Proficiency

- 5 Utilization of materials is clean, technically advanced, and exceptional evidence of experimentation with medium and willingness to be inventive and to take risks
- 4 Execution is competent, proficient, some experimentation evident
- 3 Minor problems are evident in use/average application of materials; little inventiveness
- 2 Major problems evident – materials are not used competently or inventively
- 1 Incorrect; incompetent use of medium

Expression

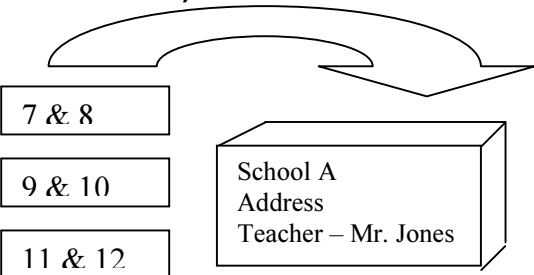
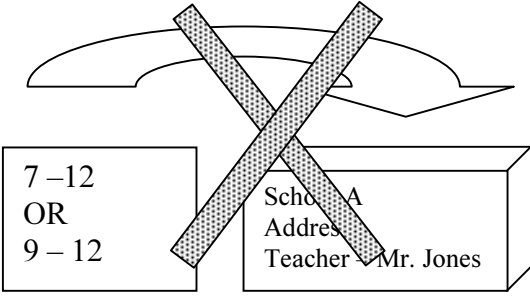
- 5 Exceedingly successful aesthetic presentation; demands attention and admiration; evidence of personal vision/style; expresses feeling and/or concepts well
- 4 Successful presentation, unusual for age level; stimulates serious observation; evidence of personal vision and expression
- 3 Aesthetically pleasing, good work for age level; somewhat expressive
- 2 Rather mediocre for age level, does not compel attention; minimal visual expression
- 1 Unappealing use of medium; lacks style and expression

_____ **Total Score** (Originality+Technical Proficiency+Expression)



**NEBRASKA STATE VISUAL ARTS
COMPETITION**
SPONSORED BY THE **Omaha World-Herald**
GUIDELINE QUICK REFERENCE SHEET
2007-2008

<u>DOs</u>	DON'Ts
Do send in your \$25.00 entry fee by January 4th.	Don't wait until February.
Do send in up to 25 works of art.	Don't send more than 25 works of art.
Do consider the scoring rubric when selecting work to submit.	Don't choose all of the same assignment.
Do fill out both entry forms.	Don't send the work with only one form completed.
Do tape the top edge of the entry form to the back of the artwork and fold up the second copy.	Don't tape both copies completely on the back of the artwork.
Do tape the top copy ONLY across the top, so the bottom half can be cut off easily.	Don't tape the copy on the sides or bottom.
Do number each work with the corresponding number on the inventory sheet.	Don't assign random numbers to your entries.
Do fill out both sides of inventory sheet completely and legibly.	Don't leave any information off of the inventory forms.
Do use GREEN inventory sheets for middle school entries.	Don't copy forms on WHITE or any other color than the designated one and submit them.
Do use YELLOW inventory sheets for entries from grades 9 & 10.	Don't copy forms on WHITE or any other color than the designated one and submit them.
Do use CHERRY inventory sheets for entries from grades 11 & 12.	Don't copy forms on WHITE or any other color than the designated one and submit them.
Do use BLUE inventory sheets for <u>portfolio entries ART and PHOTOGRAPHY.</u>	Don't copy forms on WHITE or any other color than the designated one and submit them.
Do include a complete description of the artwork.	Don't be vague in your descriptions.
Do put entry forms for sculptures and ceramics in a Ziploc bag with the top half showing on each side and tie to sculpture with a 18" string.	Don't stick your inventory forms in the sculpture or vessel.
Do make a copy of your inventory sheet	Don't forget to keep a record of your entries.

<u>DOs</u>	DON'Ts
Do use a fixative on ALL chalk pastel drawings and cover ALL images with acetate before matting.	Do not send uncovered or fixed drawings that will smear or mark up other works of art.
Do only mat works with Black or white mat board.	Do not use colored mat board or double matting for the artworks.
Do send all entries unframed.	Do not frame any works of art.
Do pack your work so it is safe and will not bend or break. Use foam core around canvas boards so mats are flush with back of art work and they can be hung easily.	Don't send work that can easily be broken or difficult to assemble.
<p>Do wrap or pack each grade level category separately 7 & 8, 9 & 10, 11 & 12 (each grade level package can be put in the same larger box if from same teacher)</p> 	<p>Don't mix grade level categories in one box without wrapping them separately.</p> 
Do label your boxes with the school's name & address and teacher's name.	Don't send unmarked boxes.
Do number your boxes 1 of 4, 2 of 4, 3 of 4, 4 of 4 etc.	Don't send multiple boxes without numbering them.
Do let us know (557-2406) if you are able to help hang the show.	Don't think any of the time you give is not appreciated.
Do collect any non-selected artwork after the ceremony or during the exhibition.	Don't leave your artwork here until April.
Do send 2d works that are 36 x 48 inches or smaller.	Don't send oversized works.
Do provide feedback to the committee at any time.	Don't think your opinion doesn't count.